

# P416

## INSTALLATION INSTRUCTIONS



PASSION FOR THE DARTS



WORKER

F10555



AK  
HOMME

X.S.W

ML3D

AK-BLASTER MOD SHOP IS AN ONLINE SHOP AND WE MAKE PRODUCTS TO MODIFY AND CUSTOMIZE NERF BLASTER. WE OFFER WORKER MOD, F10555, MEN-GUN MOD, AK TACTICAL GEAR.XSW.ML3D, ARTIFACT, ETC BRAND PRODUCTS ON BLASTER MODDING. WE PROVIDE SERVICES ON CUSTOMIZE BLASTER WITH PARTS, 3D PRINTING AND PAINT WORKS. WE ORGANIZE BLASTER GAME ACTIVITIES AND NERF PARTY FOR KIDS. WE OFFER VENUE DESIGN, CUSTOMIZE INVITATION CARDS, HEALTHY FOODS AND CAKE, ORGANIZE NERF BATTLE GAME AND PHOTOGRAPHY SERVICES.

# ***Disclaimer***

---

## **Disclaimer:**

Individual results may vary. Modding blasters is a hobby of ours, and in no way do we claim to be experts on the subject. We've written this manual for other enthusiasts who want to accomplish what we have with our blasters. However, due to legal reasons, we're unable to guarantee any results and the content in this manual should not be considered professional advice.

The use of this information and recommended products should be based on your own due diligence. You agree not to hold the authors and/or distributors of this manual liable for any success or failure of your endeavors that are directly or indirectly related to the purchase and use of our information, recommended products and services.



Make sure you have good knowledge on electric circuit and modding skill. Please read below instruction carefully and reference to online video on installing instruction.

## ***INSTALLATION STEPS***

---

### **Supplies Needed:**


- Small Phillips Head Screwdriver
- Small Flat Head Screwdriver

### **Step 1:**





Step 2:

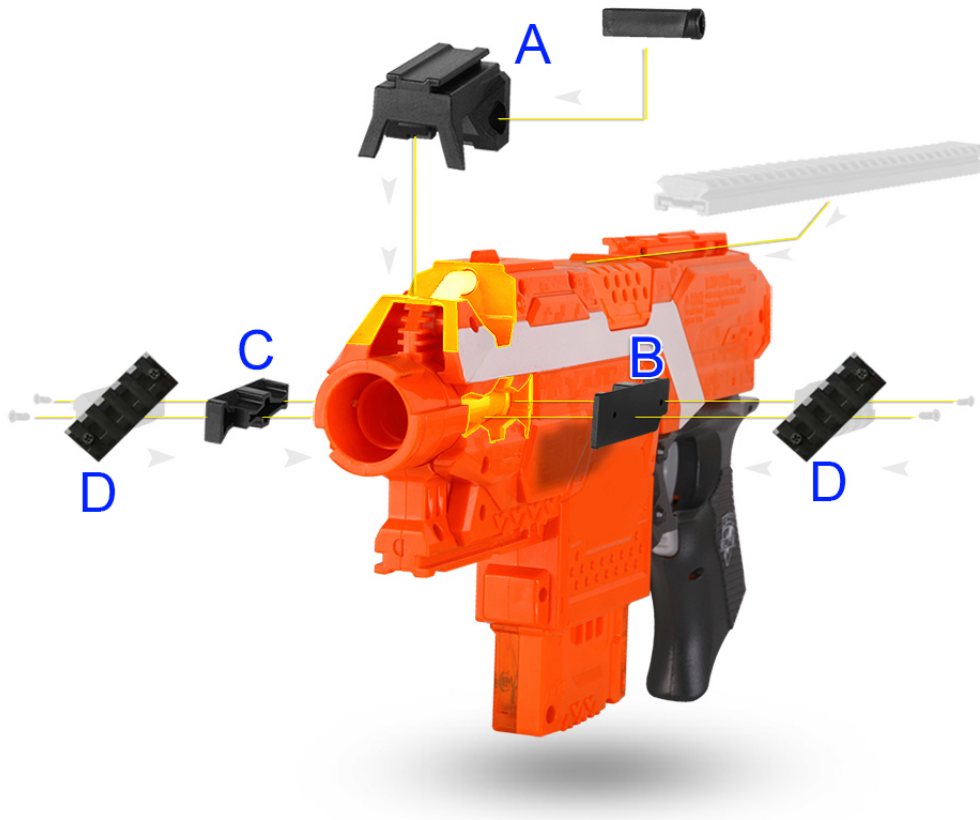


Step 3:



Step 4:





**Step5:**

Tactical 27.9cm Picatinny Rail Mount




**Step 6:**



**Step 7:**



**Step 8:**



**Step 9:**

